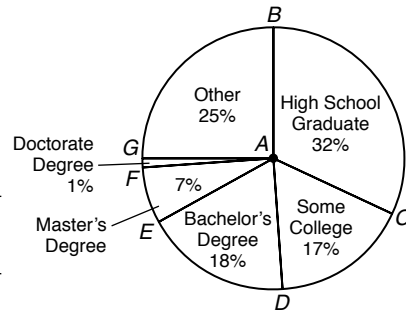


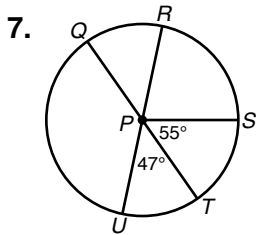
LESSON **Practice B**
11-2 **Arcs and Chords**

The circle graph shows data collected by the U.S. Census Bureau in 2004 on the highest completed educational level for people 25 and older. Use the graph to find each of the following. Round to the nearest tenth if necessary.

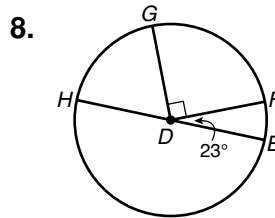


- $m\angle CAB$ _____
- $m\angle DAG$ _____
- $m\angle EAC$ _____
- $m\widehat{BG}$ _____
- $m\widehat{GF}$ _____
- $m\widehat{BDE}$ _____

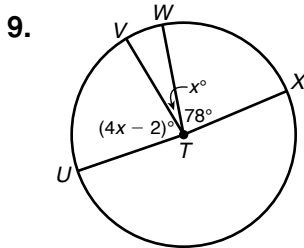
Find each measure.



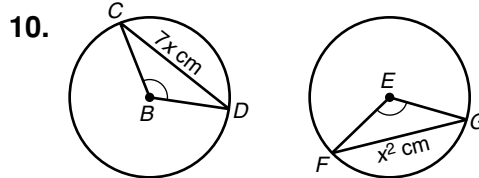
- $m\widehat{QS}$ _____
 $m\widehat{RQT}$ _____



- $m\widehat{HG}$ _____
 $m\widehat{FEH}$ _____



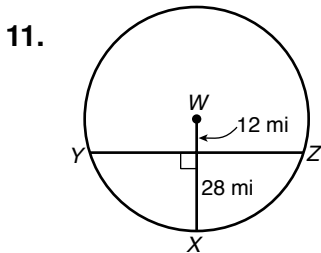
Find $m\angle UTW$. _____



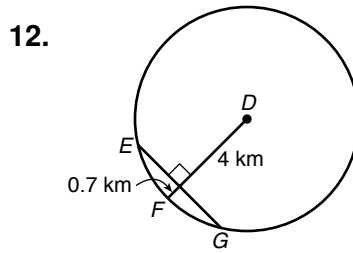
$\odot B \cong \odot E$, and $\angle CBD \cong \angle FEG$.

Find FG . _____

Find each length. Round to the nearest tenth.



ZY _____



EG _____